

**GREATER MOHALI AREA DEVELOPMENT AUTHORITY, S.A.S. NAGAR**

**AUDITOR'S REPORT FOR THE YEAR ENDING 31<sup>ST</sup> MARCH, 2020**

We have audited the attached Balance Sheet of **GREATER MOHALI AREA DEVELOPMENT AUTHORITY, S.A.S. NAGAR** as at **31st March 2020** and the **Income and Expenditure Account** of the Authority for the year ended on that date annexed thereto. These financial statements are the responsibility of the Authority's management. Our responsibility is to express an opinion on these financial statements based on our audit.

1. We have conducted our audit in accordance with auditing standards generally accepted in India. Those Standards require that we plan and perform the audit to obtain reasonable assurance about whether the financial statements are free of material misstatement.

An audit includes examining, on a test basis, evidence supporting the amounts and disclosures in the financial statements. An audit also includes assessing the accounting principles used and significant estimates made by the management, as well as evaluating the overall financial statement presentation. We believe that our audit provides a reasonable basis for our opinion.

2. We further report that:

- (a) We have obtained all the information and explanations which to the best of our knowledge and belief were necessary for the purposes of our audit;
- (b) The Balance sheet and Income and Expenditure account referred to in this report are in agreement with the books of account;
- (c) In our opinion and the best of our information, the Balance sheet and the Income and Expenditure Account, together with significant accounting policies and the notes on accounts attached thereto **does** give the information as required by **Punjab Regional of Town Planning and Development Act, 1995** in the manner so required and give a true and fair view subject to Notes on accounts attached.
  - i) In the case of the Balance Sheet, of the state of affairs of the Authority as at 31st March, 2020 and
  - ii) In the case of Income and Expenditure account, of the profit of the Authority for the year ended on that date.

For **Simrit & Associates**  
Chartered Accountants  
Reg No. 012363N

*Mamta Kharbanda*  
**(CA MAMTA KHARBANDA)**  
Partner-FCA  
M. NO. 525198



Place : Chandigarh  
Date : 12.01.2021

# GREATER MOHALI AREA DEVELOPMENT AUTHORITY, S.A.S. NAGAR

## BALANCE SHEET AS ON 31.03.2020

Previous Year As On 31.03.2019 Amount (Rs.)	Liabilities	S	Current Year As On 31.03.2020 Amount (Rs.)	Previous Year As On 31.03.2019 Amount (Rs.)	Assets	S	Current Year As On 31.03.2020 Amount (Rs.)
5,808,174,762	Capital Reserves	A	6,430,949,739	130,351,255	Fixed Assets	F	124,048,010
32,677,723,103	Secured Loans	B	39,270,746,001	36,485,271,018	Works Executed	G	193,940,314
1,008,757,527	Unsecured Loans	C	1,008,757,527	20,640,184,773	Current Assets, Loans & Advances	H	56,101,649,052
13,280,083,629	Deposits with GMADA	D	5,885,832,363	185,251,050	Investment in Shares of Unlisted Company		185,251,050
4,666,319,077	Current Liabilities & Provisions	E	4,008,602,798				
57,441,058,098			56,604,888,428	57,441,058,098			56,604,888,428

Notes to Accounts and Significant Accounting Policies forming part of Balance Sheet- I

*Amanpreet Kaur*

ADDL CHIEF ADMINISTRATOR(F&A)

*[Signature]*  
CHIEF ADMINISTRATOR

*[Signature]*  
VICE CHAIRMAN

As per report of even date attached  
for SIMRIT & ASSOCIATES  
Chartered Accountants  
Reg No. 012363N



*Mamta Kharbanda*

(CA Mamta Kharbanda)

Partner/FCA

M. NO. 525198

UDIN-21525198 AAAAK 7969

Date: 12.01.2021  
Place: S.A.S Nagar



# GREATER MOHALI AREA DEVELOPMENT AUTHORITY S.A.S.NAGAR

## INCOME AND EXPENDITURE ACCOUNT FOR THE YEAR ENDED 31.03.2020

Previous Year As On 31.03.2019 Amount (Rs.)	Expenditure	Annexure	Current Year As On 31.03.2020 Amount (Rs.)	Previous Year As On 31.03.2019 Amount (Rs.)	Incomes	Annexure	Current Year As On 31.03.2020 Amount (Rs.)
1,516,733,486	To Cost of Plots/Houses/Flats		10,990,046,814	5,524,725,068	By Sale of Plots/Houses/Flats		12,905,962,792
2,412,521,860	To Expenditure on land/ Infrastructure/Grid Road		787,999,332	20,464,455	By Interest from Banks		551,419,592
163,518,940	To Maintenance of Urban Estates		203,550,844	798,454,556	By Instalments (Interest)		494,730,118
2,152,165,108	To Administration and Other Expenses	II	2,269,447,121	12,027,332	By Interest (Others)		1,323,303
10,267,489	To Depreciation (As per Schedule-F)		9,098,554	74,727,428	By Miscellaneous Incomes	III	168,733,567
				42,701,758	By Rent/Lease Received		54,339,455
				107,835,224	By Sewerage & Water Charges		162,495,881
				185,694,390	By Transfer fee		155,760,236
				143,015,730	By Extention fee		224,471,851
				41,344,311	By Processing Fees		26,500,323
				62,460,999	By Scrutiny Fees		86,801,155
				43,145,850	By Forfeiture		20,537,634
811,109,567	To Profit /(Loss) for the year		622,770,342	9,719,350	By Cess PR-4 and PR-7		29,837,099
<b>7,066,316,450</b>			<b>14,882,913,006</b>	<b>7,066,316,450</b>			<b>14,882,913,006</b>
-	To Prior Period items		-	811,109,567	By Profit/(Loss) brought down		622,770,342
811,109,567	To Net profit/(Loss) transferred to Reserves		622,770,342				
<b>811,109,567</b>			<b>622,770,342</b>	<b>811,109,567</b>			<b>622,770,342</b>

*Amanpreet Kaur*

ADDL CHIEF ADMINISTRATOR(F&A)

*gnd*  
CHIEF ADMINISTRATOR

*dhm*  
VICE CHAIRMAN

As per report of even date attached  
for SIMRIT & ASSOCIATES

Chartered Accountants

Reg No. 012363N



*Mamta Kharbanda*

(CA Mamta Kharbanda)

Partner/FCA

M. NO. 525198

UDIN- 21525198AAAAAK7969

Date: 12.01.2021

Place: S.A.S Nagar

**GREATER MOHALI AREA DEVELOPMENT AUTHORITY S.A.S.NAGAR**  
**Schedule of Capital and General Reserve**

Schedule-A			
Previous Year	Sr. No	PARTICULARS	Current Year As On 31.03.2020
1,678,210,365	1	Capital Reserve (Urban Estate)	1,620,230,878
(57,979,487)		Less: Amount transferred to Corpus Fund of Purab Premium Appartments (current liabilities)	-
3,376,838,952	2	Profit & Loss Account (Accumulated Profit)-Openi	4,187,943,884
811,104,932	3	Add : Profit/(Loss) for the current year	622,774,977
<b>5,808,174,762</b>		<b>Total</b>	<b>6,430,949,739</b>



**GREATER MOHALI AREA DEVELOPMENT AUTHORITY S.A.S.NAGAR**

**Schedule of Secured Loans**

Previous Year As On 31.03.2019		Schedule-B Current Year As On 31.03.2020	
Amount (Rs.)	Sr. No	PARTICULARS	Amount (Rs.)
(21,783)	1	Term Loan from ICICI Bank Short Term Loan	-
5,034,034,198	2	Term Loan from Punjab National Bank	7,145,672,241
1,250,000,000	3	Term Loan from HDFC Bank (Against Mortgage)	2,005,415,815
2,251,828,987	4	Bank Overdarft -Allahabad Bank (Against Mortgage)	2,006,203,510
2,409,980,011	5	Bank Overdarft -Andhara Bank (Against Mortgage)	1,427,778
2,270,834,816	6	Bank Overdarft -Corporation Bank (Against Mortgage)	2,474,016,589
4,833,677,478	7	Bank Overdarft -Canara Bank Overdraft (Against Mortgage)	9,995,217,143
6,985,586,470	8	Bank Overdarft -Indian Bank (Against Mortgage)	7,047,054,421
7,641,802,926	9	Bank Overdarft -Vijaya Bank (Against Mortgage)	8,595,738,503
<b>32,677,723,103</b>	<b>Total</b>		<b>39,270,746,001</b>

**GREATER MOHALI AREA DEVELOPMENT AUTHORITY S.A.S.NAGAR**

**Schedule of Unsecured Loans**

Previous Year As On 31.03.2019		Schedule-C Current Year As On 31.03.2020	
Amount (Rs.)	Sr. No	PARTICULARS	Amount (Rs.)
1,008,757,527	1	Loan from Punjab Infrastructure Development Board	1,008,757,527
<b>1,008,757,527</b>	<b>Total</b>		<b>1,008,757,527</b>





**GREATER MOHALI AREA DEVELOPMENT AUTHORITY S.A.S.NAGAR**  
**Schedule of Deposit with GMADA**

Previous Year As On 31.03.2019  Amount (Rs.)	Sr. No	PARTICULARS	Schedule-D Current Year As On 31.03.2020  Amount (Rs.)
1,072,491,186	1	EM/Security Deposit from Contractors/BKOS & St	1,052,315,363
1,170,203,449	2	Earnest Money from applicants	259,983,058
52,609,270	3	Other Securities and deposits	52,349,885
309,305,559	4	Advance aganist Purab Premium Apartments/Houses	1,023,935,887
(147,719,634)		<b>Less : Service Tax</b>	<b>(206,607,935)</b>
10,823,193,799	5	Capital Receipts including advances	3,703,856,105
<b>13,280,083,629</b>	<b>Total</b>		<b>5,885,832,363</b>



**GREATER MOHALI AREA DEVELOPMENT AUTHORITY S.A.S.NAGAR**  
**Schedule of Current Liabilities and Provisions**

Previous Year As On 31.03.2019	Sr. No	PARTICULARS	Schedule-E Current Year As On 31.03.2020
Amount (Rs.)			Amount (Rs.)
	<b>A</b>	<b>Current Liabilities :</b>	
	<b>1</b>	<b>Creditors &amp; Payables:</b>	
(177,974)	(i)	Other Creditors for Supplies	400,760
2,812,288	(ii)	Payable to Staff	2,366,510
2,108,985	(iii)	Provident Fund Deductions	771,237
1,679,079	(iv)	Works Payable	1,026,119
	<b>B</b>	<b>Others Liabilities</b>	
3,428,803,327	1	EDC (From Land Developers)	2,805,431,500
37,014,203	2	EDC Under PAPRA ACT, 1995	37,014,203
79,346,031	3	Licence Fee	130,455,545
9,268,606	4	Urban Development Fund	10,608,606
84,459,794	5	Social Infrastrucutre Fund	99,409,461
104,809,087	6	Regularisation fund for Unauthorized Colonies	110,631,570
309,767,098	7	Security Building Plan	376,768,594
253,470,653	8	Statutory Dues	62,768,255
717,892	9	Loan recovered from allottees of earst wise urban es	717,892
122,741,684	10	Bank Guarantee	123,131,266
9,699,299	11	Payable to Allottees(Cheques issued but not present	9,699,299
108,492,195	12	EWS Fund	120,611,678
26,803,850	13	Other Payables	29,690,686
(1,603,800)	14	Funds received from PIDB for Deposit Work	(1,603,800)
85,369,719	15	Corpus Fund for Purab Premium Appartments	88,703,562
737,205	16	Development Tax	-
(144)	17	Differences in Interdivision Accounts	(145)
<b>4,666,319,077</b>	<b>Total</b>		<b>4,008,602,798</b>





**GREATER MOHALI AREA DEVELOPMENT AUTHORITY S.A.S. NAGAR**  
**SCHEDULE OF FIXED ASSETS AS ON 31.03.2020**

Schedule-F

Particulars	Gross Block				Depreciation				Net Block	
	As On 01.04.2019	Additions	Sales	As On 31.03.2020	As On 01.04.2019	During The Year	Adjustment	As On 31.03.2020	As On 31.03.2020	As On 01.04.2019
Furniture & Fixture	33,575,090	84,729	-	33,659,819	25,171,692	1,525,602	-	26,697,293	6,962,526	8,403,398
Vehicles	22,718,244	2,649,684	-	25,367,928	20,864,796	571,951	-	21,436,747	3,931,181	1,853,448
Office Equipment	2,386,999	51,612	-	2,438,611	1,910,368	69,734	-	1,980,102	458,509	476,631
Typewriters	13,000	-	-	13,000	10,843	300	-	11,142	1,858	2,157
Photostate Machine	513,375	-	-	513,375	363,696	20,805	-	384,502	128,873	149,679
Machinery (including AC)	5,050,804	-	-	5,050,804	2,760,879	318,300	-	3,079,178	1,971,626	2,289,925
Library Books	18,554	684	-	19,238	12,056	694	-	12,750	6,488	6,498
Water Coolers	63,500	-	-	63,500	52,961	1,465	-	54,426	9,074	10,539
Truck (including water tanker)	2,026,568	-	-	2,026,568	1,994,573	9,599	-	2,004,171	22,397	31,995
Computers	27,274,364	3,300	-	27,277,664	26,255,961	407,947	-	26,663,908	613,756	1,018,403
Fax Machine	7,100	-	-	7,100	5,922	164	-	6,086	1,014	1,178
Buildings/ Booths	44,759,511	-	-	44,759,511	21,171,595	1,179,396	-	22,350,991	22,408,520	23,587,916
Building - Habitat Centre	19,527,037	-	-	19,527,037	6,482,042	652,250	-	7,134,292	12,392,745	13,044,995
Community Centre	59,114,692	-	-	59,114,692	27,171,472	1,597,161	-	28,768,633	30,346,059	31,943,220
Community Centre-Sec-55 Mohali	22,296,854	-	-	22,296,854	2,332,050	998,240	-	3,330,290	18,966,564	19,964,804
Community Centre-Sec-69 Mohali	23,701,391	-	-	23,701,391	2,677,876	1,051,176	-	3,729,052	19,972,339	21,023,515
Swimming Pools	4,937,117	-	-	4,937,117	2,119,231	140,894	-	2,260,126	2,676,992	2,817,886
Batten Factory	2,751	-	-	2,751	2,295	63	-	2,359	393	456
Tools & Plants [S.A.S Nagar (PH)]	149,000	-	-	149,000	124,304	3,435	-	127,739	21,260	24,695
Tools & Other Equipments	3,242,250	-	-	3,242,250	1,412,164	254,565	-	1,666,729	1,575,521	1,830,086
EP Bax System	199,661	-	-	199,661	126,533	10,172	-	136,705	62,956	73,128
Sewage Jetting machine	807,720	-	-	807,720	254,129	77,004	-	331,134	476,586	553,591
Stores	3,437,120	-	-	3,437,120	2,544,289	124,193	-	2,668,482	768,638	892,831
Telephone	25,760	5,299	-	31,059	16,651	1,606	-	18,257	12,802	9,109
Bio Metric Attendance Machine	288,331	-	-	288,331	146,206	28,425	-	174,631	113,700	142,125
CCTV Camera	159,246	-	-	159,246	58,800	13,972	-	72,772	86,474	100,446
Website/ Softwares	456,485	-	-	456,485	357,884	39,440	-	397,325	59,160	98,601
<b>Total</b>	<b>276,752,524</b>	<b>2,795,308</b>	<b>-</b>	<b>279,547,832</b>	<b>146,401,269</b>	<b>9,098,554</b>	<b>-</b>	<b>155,499,822</b>	<b>124,048,010</b>	<b>130,351,255</b>





**GREATER MOHALI AREA DEVELOPMENT AUTHORITY S.A.S.NAGAR**

Schedule of work excuted by GMADA

Previous Year		Schedule-G
As On 31.03.2019	Sr. No	Current Year
Amount (Rs.)	PARTICULARS	As On 31.03.2020
Amount (Rs.)		Amount (Rs.)
35,652,133	A GMADA HOUSING SCHEMES Works in progress	53,857,004
536,313,155	B URBAN ESTATES WORKS Works in progress	35,280,578
35,909,134,510	C Land Account ( Urban Estate Schemes ) ( As per Annexure - I )	94,539,950
4,171,220	D DEPOSIT WORKS : Works completed & in Progress	10,262,783
<b>36,485,271,018</b>	<b>Total</b>	<b>193,940,314</b>



**GREATER MOHALI AREA DEVELOPMENT AUTHORITY S.A.S.NAGAR**  
**Schedule of Current Assets and Loans & Advances**

Previous Year As On 31.03.2019  Amount (Rs.)	Sr. No	PARTICULARS	Schedule-H Current Year As On 31.03.2020  Amount (Rs.)
	<b>A</b>	<b>Current Assets :</b>	
	1	Closing stock (as valued and verified by Mgt)	
8,233,865	(i)	Building Material	7,328,647
2,183,032,096	(ii)	Stock in trade (Plots)	2,109,034,904
7,036,901,616	(iii)	Closing Stock Aerocity, Mohali	6,941,439,929
2,729,971,217	(iv)	Closing Stock IT City, Industrial	28,277,417,284
444,607,663	(v)	Closing Stock Medicity	3,197,073,284
316,435,679	(vi)	Closing Stock Eco City	6,229,816,858
4,043,350,247	(vii)	Closing Stock Purab Appartment	4,043,414,717
683,468,071	(viii)	Closing Stock 88-89	1,635,285,556
	2	Cash and Bank Balances	
169	(i)	Cash in hand	169
302,900,256	(ii)	Deposit with Banks	257,653,460
1,106,818	3	Income Tax (F.Y. 2007-2008)	1,106,818
175,128,496	4	Income Tax (F.Y. 2008-2009)	175,128,496
-	5	Income Tax (F.Y. 2009-2010)	51,024,750
60,000,000	6	Income Tax (F.Y. 2010-2011)	111,335,750
19,835,180	7	Income Tax (F.Y. 2011-2012)	39,835,180
175,177,501	8	Income Tax (F.Y. 2012-2013)	220,289,841
86,556,098	9	Income Tax (F.Y. 2013-2014)	147,580,648
121,772,130	10	Income Tax (F.Y. 2014-2015)	139,272,130
303,293,528	11	Income Tax (F.Y. 2015-2016)	348,993,528
343,217,305	12	Income Tax (F.Y. 2016-2017)	563,117,305
310,068,904	13	Income Tax ((F.Y. 2017-2018)	364,801,517
310,000,000	14	Income Tax ((F.Y. 2018-2019)	406,903,347
151,692,264	15	Advance Tax and Tax Deducted at Source (Current)	233,100,788
	16	Recoverables	
1,611,922	i)	Recoverable ( others)	1,315,920
35,306,376	ii)	Recoverable from PUDA	33,870,303





15,144,811	iii)	Recoverable from Govt Of Punjab	15,144,811
175,274,392	iv)	Punjab Municipal Infrastructure Development Corp	175,570,394
2,087,050	v)	Recoverable from PIDB	2,087,050
312,171,485	17	Service Tax (including CENVAT credit buildup boo	220,696,910
356,980	18	Advance Cultural Cess	1,327,453
<b>20,348,702,119</b>		<b>Sub Total 'A'</b>	<b>55,950,967,747</b>
	<b>B</b>	<b>Loans and advances :</b>	
285,616,574	1	Advance to LAC for acquisition/compensation of L	141,089,844
-	2	Advances recoverable in cash or in kind	-
949,810	(i)	Advances to Staff : For Construction	-
(400,508)		For other purpose	8,440,041
4,355,751	(ii)	Other Advances	190,393
	3	Security Deposits:	
1,032,420	(i)	With Punjab Government	1,120,513
(71,393)	(ii)	With Others	(159,486)
<b>291,482,653</b>		<b>Sub Total 'B'</b>	<b>150,681,305</b>
<b>20,640,184,773</b>		<b>Total</b>	<b>56,101,649,052</b>



## **GREATER MOHALI AREA DEVELOPMENT AUTHORITY, S.A.S. NAGAR**

### **Significant Accounting Policies & Notes annexed to and forming part of accounts for the year ended 31<sup>st</sup> March, 2020**

#### **1. DISCLOSURE OF ACCOUNTING POLICIES**

The Authority is maintaining books of accounts on cash basis system of accounting. During the Financial Year 2019-20 the Authority has followed cash system of Accounting. There is no change in the method of accounting as compared to previous year. The amount of expenses on infrastructure/others includes the amount spent by different Divisions and Advances given to Land Acquisition Department on account of maintenance and development of infrastructure or any purchase of land finalized /completed during the financial year for the general use of public as per the Master Plan of the Authority.

#### **2. VALUATION OF INVENTORY**

The inventory of the Authority includes plots and houses, pending for allotment. The same have been valued at cost by the authority. The inventory also includes expenditure incurred on various works i.e. work for the development of urban estate etc. Expenditure incurred on these works has been shown as work in progress and the same has been valued at actual basis.

#### **3. DEPRECIATION ACCOUNTING**

The depreciation on fixed assets has been charged as per WDV rates prescribed under Companies Act, 2013. The depreciation on addition/sale has been provided on pro rata basis.

#### **4. REVENUE RECOGNITION**

As informed to us, Authority has recognized the revenue from the sale of houses/plots/flats on the basis of sale of flats/plots/houses of those schemes whose tenure of installments has been completed in the financial year as per the agreement between the authority and the allottee as per the profitability calculated by the Chartered Accountants separately appointed by the Authority. As informed to us, Authority has recognized the revenue from the sale of sites and plots on the basis on allotment/possession to the prospective allottees.

#### **5. ACCOUNTING FOR FIXED ASSETS**

Fixed assets have been stated at actual cost less accumulated depreciation on the rates as used in the previous year. The policy is consistent with the previous years.

#### **6. ACCOUNTING FOR INVESTMENTS**

The details of investments made by the Authority are as under :

Particulars	Balance as on 31.03.2019	Balance as on 31.03.2020
24.5% Share in Chandigarh Airport	18.52.51.050	18.52.51.050

During the year under consideration, no income has been received on the investments.





## 7. BORROWING COSTS

During the Financial Year 2019-20 the following interest on borrowings have been bifurcated as specified below:

Particulars	Amount of Interest Charged by the bank (Rs.)	Remarks
Interest on Overdraft from Corporation Bank Ph-10	18,32,26,753	As per the Books of accounts of the Authority, the amount of Overdraft is used for various purposes, which include revenue expenditure as well as capital expenditure. Hence the interest is partially booked in Income and Expenditure account. On a reasonable basis the authority has charged 50% of the interest expenses to the project IT City and remaining 50% is charged to the current year Income and expenditure account.
Interest on Overdraft from Indian bank	57,92,71,638	As per the Books of accounts of the Authority, this loan amount is used for revenue expenditure Hence the interest is charged to current year Income and Expenditure account.
Interest on overdraft from Punjab National Bank	40,60,64,994	As per the Books of accounts of the Authority, this loan amount is used for revenue expenditure Hence the interest is charged to current year Income and Expenditure account.
Interest on Overdraft from Allahabad Bank	20,68,40,159	As per the Books of accounts of the Authority, the amount of Overdraft is used for various purposes, which include revenue expenditure as well as capital expenditure. Hence the interest is partially booked in Income and Expenditure account. On a reasonable basis the authority has charged 50% of the interest expenses to the project IT City and remaining 50% is charged to the current year Income and expenditure account.
Interest on Overdraft Canara Bank	7,38,78,365	As per the Books of accounts of the Authority, the amount of Overdraft is used for development purposes, which include revenue expenditure as well as capital expenditure. Hence the interest is booked in Income and Expenditure account.
Interest on Overdraft from	72,17,18,892	As per the Books of accounts of the Authority, the amount of Overdraft is used for various purposes, which include



Vijaya Bank		revenue expenditure as well as capital expenditure. Hence the interest is partially booked in Income and Expenditure account. On a reasonable basis the authority has charged Rs 36.08,59,446 (50%) of the interest expenses to the Ecocity 2 and Rs 180429723 (25%) of interest expenses to the project IT City and remaining 25% is charged to the current year Income and expenditure account.
Interest on Overdraft from Andhra Bank	10,28,96,349	As per the Books of accounts of the Authority, the amount of Overdraft is used for various purposes, which include revenue expenditure as well as capital expenditure. Hence the interest is partially booked in Income and Expenditure account. On a reasonable basis the authority has charged 50% of the interest expenses to the project IT City and remaining 50% is charged to the current year Income and expenditure account.
Interest on HDFC STL A/c 50 Cr	3,80,65,070	As per the Books of accounts of the Authority, this loan amount is used for revenue expenditure Hence the interest is charged to current year Income and Expenditure account.
Interest on HDFC STL A/c 75 Cr	5,76,24,658	As per the Books of accounts of the Authority, this loan amount is used for revenue expenditure Hence the interest is charged to current year Income and Expenditure account.
Interest on Overdraft Limit from HDFC Bank 125Cr	1,59,56,682	As per the Books of accounts of the Authority, this loan amount is used for revenue expenditure Hence the interest is charged to current year Income and Expenditure account.
Interest on Overdraft Limit Canara Bank	40,58,89,208	As per the Books of accounts of the Authority, the amount of Overdraft is used for various purposes, which include revenue expenditure as well as capital expenditure. Hence the interest is partially booked in Income and Expenditure account. On a reasonable basis the authority has charged 50% of the interest expenses to the project IT City and remaining 50% is charged to the current year Income and expenditure account.
Interest on Overdraft Limit Punjab National Bank	4,55,92,939	As per the Books of accounts of the Authority, this loan amount is used for revenue expenditure Hence the interest is charged to current year Income and Expenditure account.





8. **ACCOUNTING FOR TAXES ON INCOME**

Since the Authority is following cash system of accounting, provision for taxation has not been made in the books of accounts.

**NOTES TO ACCOUNTS**

- 1) The inter-division balances are not reconciled at the end of the financial year 2019-20. The balance as on 31.03.2020 is Rs. 145 (Debit). The same is shown under the head current liabilities.
- 2) The Bank accounts/creditors/stock/debtors/contractors/allottees/Overdrafts (Debit/Credit balances) as on 31.03.2020 are subject to reconciliation /confirmation.
- 3) The internal audit of the divisions and Head Office of the Authority was not conducted during the Financial Year 2019-20.
- 4) The provident fund of the Authority is being deposited with the parent department i.e. Punjab Urban Development Authority (PUDA) since the inception of GMADA.
- 5) Previous year figures have been regrouped and reclassified wherever considered necessary.
- 6) Goods & Service Tax Liability for the financial year 2019-20 needs to be reconciled subject to the GST audit of the financial year 2019-2020. Decision of Advance Ruling filed by the Authority on the incomes regarding Forfeiture Income, Compounding fee and Extension Fee received by the Authority in the financial year under audit regarding their payment/non payment of GST on the above said incomes is still awaited.

*Amanpreet Kaur*  
ACA (F&A)

*[Signature]*  
Chief Administrator

*[Signature]*  
Vice Chairman

**AUDITORS REPORT**

Separate report of even date attached  
for **SIMRIT AND ASSOCIATES**

Chartered Accountants

Regn. No. 012363N

*Mamta Kharbanda*  
(CA MAMTA KHARBANDA)

Partner-FCA

M.NO. 525198

Place: SAS NAGAR

Date: 12.01.2021

**GREATER MOHALI AREA DEVELOPMENT AUTHORITY, S.A.S. NAGAR**  
**Land Account (Urban Estate Scheme )**

**Annexure-I**

<b>Previous Year As On 31.03.2019 Amount (Rs.)</b>	<b>Sr. No</b>	<b>PARTICULARS</b>	<b>Current Year 31.03.2020 Amount (Rs.)</b>
12,136,208	1	Land -Ecocity	-
6,364,619,144	2	Land -Ecocity 2	-
21,747,514	3	Land -Medicity	-
1,922,418,496	4	Land -Medicity 2	-
26,901,805,996	5	Land -I.T. City	-
26,589,864	6	Land - Sector 90	26,589,864
591,093,389	7	Land - Sector 88-89	-
60,000	8	Land- Aero city	-
713,813	9	Land- Secdtor 66 at Mohali	-
962,319	10	Anjuman Falahe E-Darian Maszid, Sector-65, Mo	962,319
1,418,601	11	Baba Jevan Singh Memorial Charitable Trust, Sec	1,418,601
1,342,799	12	Chawla Filling Station, Sector-61, Mohali	1,342,799
962,320	13	Gurdwara Bagat Nam Dev Bhawan, Sector-65, M	962,320
2,680,585	14	Gurdwara Guru Singh Sabha, Sector-70, Mohali	2,680,585
1,157,511	15	Kuka Shaid Memorial Trust, Sector-61, Mohali	1,157,511
1,174,006	16	Mata Tej Kaur Jit Sabha Gurudwara, Sector-68, M	1,174,006
1,113,102	17	Parchin Shiv Mandir, Sector-69, Mohali	1,113,102
6,702,209	18	Petrol Pump, Sector-63, Mohali	6,702,209
42,479,860	19	Regional Rehabilitation Centre, Sector-79, Mohal	42,479,860
2,958,759	20	Shashi Model School, Sector-55, Phase-I, Mohali	2,958,759
3,568,154	21	Guru Ravi Dass Mandir, Sector-71, Mohali	3,568,154
1,429,861	22	The Pent Costal Mission, Sector-53, Phase- IIIA, Mohali	1,429,861
<b>35,909,134,510</b>	<b>Total</b>		<b>94,539,950</b>





**GREATER MOHALI AREA DEVELOPMENT AUTHORITY, S.A.S. NAGAR**  
**Administration & Other Expenses**

		Annexure-II	
Previous Year As On 31.03.2019 Amount (Rs.)	Sr. No	PARTICULARS	Current Year 31.03.2020 Amount (Rs.)
	<b>A</b>	<b>ADMINISTRATIVE EXPENSES</b>	
249,336,264	1	Salary & Wages	247,182,376
11,006,853	2	Leave Salary & Pension Contribution	10,389,961
4,240,501	3	Ex-Gratia/Bonus	4,099,052
250,375	4	Liveries & Uniforms	22,704
788,577	5	Medical Reimbursement	2,078,018
3,425,211	6	Conveyance Reimbursement	5,403,646
153,199	7	Travelling & Conveyance	98,321
20,612,859	8	Contribution towards C.P.F	20,409,147
12,896,427	9	Contribution towards Gratuity	12,240,668
350,620	10	Leave Encashment	346,596
516,241	11	Leave Travel Concession	1,064,476
<b>303,577,127</b>		<b>Sub-Total 'A'</b>	<b>303,334,965</b>



Annexure-III

**GREATER MOHALI AREA DEVELOPMENT AUTHORITY, S.A.S. NAGAR**  
**Details of Misc. Incomes**

Previous Year As On 31.03.2019 Amount (Rs.)	Sr. No	PARTICULARS	Current Year As On Amount (Rs.)
590,000	1	Enlistment fee	820,000
145,699	2	Right To Information Act Fees	47,313
811,100	3	Auction of Tree	468,431
-	4	Sale of Plants	242,940
2,467,598	5	Sale of Application/Tender form	447,199
299	6	House Rent Deductions	-
850	7	Appeal Fees	1,085
1,364,000	8	Road Cut charges	227,449
(48,359)	9	Stock Storage Income	24,776
46,637,208	10	Compounding Fee	36,894,420
7,683,184	11	Misc Receipt	68,278
807,278	12	License Fee	357,254
149,000	13	Consultancy fee	381,742
8,351,954	14	Penal Interest	126,083,901
-	15	Penalty income	14,278
-	16	PG Charges	235,801
-	17	Additional Covered Area	1,414
-	18	Administrative Charges on Labour Cess Collection	1,333,238
5,641,615	19	Tower Installation Charges	941,882
126,002	20	Map fee	142,166
<b>74,727,428</b>	<b>Total</b>		<b>168,733,567</b>





	<b>B</b>	<b>OTHER EXPENSES</b>	
1,417,023	1	Printing & Stationery	607,364
207,383	2	Telephone & Internet Expenses	1,078,527
492,082	3	Postage & Telegrams	463,496
300,949	4	Entertainment	446,619
3,810,992	5	Office Expenses	2,226,208
6,951	6	Newspaper & Periodicals	14,950
	7	Bank Charges (Net of reversal of processing charges)	(6,265,501)
14,625,545	8	Running & Maintenance of Vehicles	8,209,176
6,950,702	9	Legal and Professional Charges	30,753,445
40,229,720	10	Auditors Remuneration	306,800
-	11	Repair & Maintenance	40,683,757
1,925,075	12	Advertisement	13,067,578
7,589,395	13	Interest on Overdraft from Bank	1,844,547,337
1,650,564,461	14	Sponsorship Fee	-
500,000	15	Litigation and Compensation Charges	4,252,143
24,957,171	16	Property Tax	964,163
-	17	Interest paid to Allotees	-
77,709,945	18	Insurance Expenses .	310,207
13,455	19	Registration Expenses RERA	22,785,211
17,089,166	20	GST payment including interest	1,598,676
-	21	Appeal Fees	62,000
	22	Loss on sale of inventory	-
197,966		<b>Sub-Total 'B'</b>	<b>1,966,112,156</b>
<b>1,848,587,981</b>			
<b>2,152,165,108</b>		<b>Total (A+B)</b>	<b>2,269,447,121</b>



**Schedule for Urban Estate Expenses for the year 2019-2020**

Particulars	Houses	PH-2	PH-1	Horticulture	Electrical	Transfer	Closing Balance
<b>100"</b>							
Maint of S/L on 100" Side Road Sambalki	-	-	-	-	9,41,170	-	9,41,170
<b>200' JLPL - 73/74, Mohali</b>							
Cleaning of Road Gullies 200' JLPL - 73/74, Mohali	-	-	4,67,201	-	-	-	4,67,201
<b>200'rd</b>							
Eradication of Congress Grass on 200'rd	-	-	-	2,41,070	-	-	2,41,070
<b>300 'rd</b>							
Eradication of Congress Grass on 300 'rd	-	-	-	4,41,017	-	-	4,41,017
<b>80-81 &amp; 100-104, SAS Ngr</b>							
Shftg of HT/LT Lines Frm 80-81 & 100-104, SAS Ngr	-	-	-	-	2,670	-	2,670
<b>99/100</b>							
Maint of S/L on 99/100 Dividing Sukhgarh	-	-	-	-	60,160	-	60,160
<b>Aero City Mohali</b>							
Dev of PHS in Aerocity Left Side	-	-	14,085	-	-	-	14,085
Dev of PHS in Aerocity Right Side	-	-	-	-	-	1,50,000	-1,50,000
Dismantling of Existing Open Drain Passing Thr A.C	-	-	4,83,808	-	-	-	4,83,808
Internal Road Aerocity(RHS)	-	-	-	-	-	3,27,920	-3,27,920
Mtc of W/S Aerocity (LHS)	-	-	43,41,499	-	-	4,08,540	39,32,959
Mtc of W/S Scheme Aerocity RHS	-	-	95,85,472	-	-	3,61,430	92,24,042
Repair of Joints of Storm Drainage Pipes PR 7 RHS	-	-	4,76,053	-	-	-	4,76,053
Repair of Rd Gully Chamber on PR7 Rd (A.Prt to Ptl)	-	-	4,11,816	-	-	-	4,11,816
R/o joints of storm drainage pipes& manholes on PR-7(LHS)	-	-	4,78,894	-	-	-	4,78,894
Sweeping of Roads & Disposal of Garbage Aerocity Rd	-	-	3,41,042	-	-	-	3,41,042
<b>Aerocity</b>							
Maint of S/L in Aerocity	-	-	-	-	59,71,372	11,08,711	48,62,661
Maint of S/L on Airport Chwk to Kharar Banur Road	-	-	-	-	26,12,340	-	26,12,340
Maint of S/L on Airport Road to Aerocity	-	-	-	-	5,28,150	40,870	4,87,280
M/O Street Light on 200'wide Aerocity Road	-	-	-	-	5,09,624	-	5,09,624
Erradication Parthinium Aero City R.H.D	-	-	-	3,78,911	-	-	3,78,911
Erradication of Parthaniam of Aerocity Eft Hand Site	-	-	-	12,61,493	-	-	12,61,493
Lecco Fogging Sprayi Purab Premimu Aarts Aerocity E	-	-	-	6,99,219	-	-	6,99,219
Prov & Instt of 4 Portable STP at Aerocity, IT, Eco	-	-	69,098	-	-	-	69,098





<b>Airport Road</b>							
Cutting F Congress Grass on Airport Road	-	-	-	4,69,927	-	-	4,69,927
<b>Ananpur Sahib U/E</b>							
Ananpur Sahib U/E	-	7,250	-	-	-	-	7,250
<b>Chaparchiri Works</b>							
Chaparchiri Works	-	1,26,627	-	-	-	1,26,627	-
Mtc OF BBSBWM, Chapparchiri	-	8,25,080	-	-	-	8,25,080	-
<b>Ecocity</b>							
Maint of S/L in Ecocity	-	-	-	-	16,61,473	-	16,61,473
Erradication of Parthinium in Eco City	-	-	-	4,85,107	-	-	4,85,107
<b>Ecocity PH I</b>							
Erradication of Parthenium in Ecocity Ph I	-	-	-	2,64,718	-	-	2,64,718
Ecocity PH I	-	37,600	-	-	-	-	37,600
Mtc of Ecocity Ph-1	-	26,52,659	-	-	-	22,21,198	4,31,461
Mtc of W/S in Ecocity PH-1	-	45,96,873	-	-	-	-	45,96,873
Dev of Ecocity Ph1	-	-	-	-	3,76,680	-	3,76,680
Maint of S/L on 200'road (S-1)	-	-	-	-	1,95,880	-	1,95,880
Maint of S/L on 200' Road (S-3)	-	-	-	-	1,03,940	-	1,03,940
Maint of S/L on 200' Road (S-4)	-	-	-	-	1,12,390	-	1,12,390
Maint of S/l on 200' Road (S-5)	-	-	-	-	1,03,300	-	1,03,300
Maint of S/O on (S-2) Kurali Siswan Road	-	-	-	-	55,357	-	55,357
<b>Ecocity PH II</b>							
MTC of W/s Ecocity Ph-2	-	2,28,101	-	-	-	-	2,28,101
<b>EDC Works</b>							
Maint of S/L at Omaxe Road Rani Majra H Point	-	-	-	-	7,22,766	7,22,766	-
Maint of S/L on IAS Society Road	-	-	-	-	3,37,860	3,37,860	-
Maint of S/l on Omaxe VR-06 Road	-	-	-	-	2,27,630	2,27,630	-
Maint of Sports Stadium Phase-VII	-	-	-	-	3,68,100	3,68,100	-
Maint of Sports Stadium Sec.65	-	-	-	-	2,06,925	2,06,925	-
Maint of Sports Stadium Sec.69	-	-	-	-	8,130	8,130	-
Maint of Sport Stadium Phase -V	-	-	-	-	36,100	36,100	-
M/O Sports Stadium Sec.61	-	-	-	-	72,270	72,270	-
S/o HT/LT Lines From 200' Wd Rd Dividing Sect 84/85	-	-	-	-	1,59,180	1,59,180	-
Prov/plant Trees & Shrubs on PR-9 Road	-	-	-	28,53,542	-	28,53,542	-
Golf Range	-	-	3,20,590	-	-	3,20,590	-
AUGM.OF W/S SCHEME KAJAULI	-	37,86,708	-	-	-	23,81,048	14,05,660

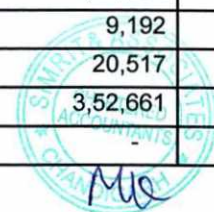


Mtc of Sports Complexes 61,65,69,71	-	3,31,931	-	-	-	3,31,931	-
Mtc of Sports Stadium 59, 63, 71, 78	-	38,85,944	-	-	-	38,85,944	-
Mtc of Sports Stadium Ph-7 (Sector 61)	-	1,71,828	-	-	-	1,48,612	23,216
Mtc of Sports Stadium Sec 61, 65	-	41,61,395	-	-	-	41,61,395	-
Mtc of Sports Stadium Sector 65	-	3,565	-	-	-	-	3,565
Sports Stadium Ph-7	-	6,769	-	-	-	6,769	-
Sport Stadium Sect 65	-	1,48,612	-	-	-	1,48,612	-
<b>ESTATE SEWER KURALI.</b>							
ESTATE SEWER KURALI.	-	560	-	-	-	560	-
5 MLD STP AT KURALI	-	17,000	-	-	-	17,000	-
Mtc of STP at Padiala	-	14,850	-	-	-	-	14,850
Mtc of STP Kurali	-	9,12,390	-	-	-	4,48,674	4,63,716
<b>Fatehgarj Sahib</b>							
Mtc of S/I at Entry Gate Fatehgarh	-	-	-	-	16,590	-	16,590
Mtc of S/L for Entry Gate Fatehgarj Sahib	-	-	-	-	15,330	-	15,330
<b>GMADA</b>							
Am OF S/I SYSTEM UNDER GMADA	-	-	-	-	21,17,144	-	21,17,144
Electrical Works	13,35,534	-	-	-	-	-	13,35,534
Sanitation of roads under GMADA	-	-	1,95,026	-	-	-	1,95,026
Mtc of S/L in New Chd under GMADA Area	-	-	-	-	19,46,244	-	19,46,244
<b>Housing Schemes</b>							
Purab Premium Apartments	-	-	-	-	19,76,283	-	19,76,283
<b>Infrastructure Works</b>							
Kurali Siswan Road	-	-	-	-	1,48,460	-	1,48,460
200 Wide Road From Sec Jn 78/79,87/86 to Sec Jn 105	-	-	-	-	94,000	-	94,000
200' wide Road PR-7 From NH-22 Towards Sukhna Choe(	-	-	-	-	940	-	940
300 Airport Road to International Airport	-	-	-	-	48,800	-	48,800
C/O 200' "Wide Road From S/L Chatt. Road to NH 64	-	-	-	-	11,26,780	-	11,26,780
Elec. Connection for S/L on 200' Rd Jnc 73/74 to NH	-	-	-	-	1,51,970	-	1,51,970
Prov. S/L on 200'wide RoadNH 64 to Chatt Vill	-	-	-	-	19,73,090	8,55,770	11,17,320
Prov S/L with LED fitting on 200' wide rd 78/79 upto Khr-Landran	-	-	-	-	74,970	-	74,970
S/L Dividing Road 81/82	-	-	-	-	64,540	-	64,540
<b>IT City</b>							
Maint of S/L in IT City	-	-	-	-	43,19,079	43,19,079	-
Mtc of W/S at IT City Mohali	-	-	6,02,642	-	-	-	6,02,642
Mtc of IT City, Mohali	-	-	6,76,614	-	-	-	6,76,614





<b>Lallru Road</b>							
Maint of ATC KHR-Bannur -Lallru Road	-	-	-	-	2,36,182	-	2,36,182
<b>License Fee Works</b>							
Maint Charges - BBSBWM Chpr	-	-	-	-	13,07,724	13,07,724	-
Maint of BBSB Gate, Fatehgarh Sahib	-	-	-	-	1,50,350	1,50,350	-
M/O Hort Work at Baba Banda Singh Bahadur Jangi Yad	-	-	-	5,10,596	-	5,10,596	-
Mtc of Maharaja Ranjit Singh Armed Forces	-	-	6,52,483	-	-	6,52,483	-
Mtc of STP at Lalru Mandi	-	-	33,600	-	-	-	33,600
<b>Medicity</b>							
Medicity Mullanpur	-	-	-	-	1,28,770	-	1,28,770
Maint of Medicity	-	-	-	-	2,19,280	-	2,19,280
Maint of Medicity New Chd	-	-	-	-	7,89,727	-	7,89,727
<b>Medicity Mullanpur</b>							
Mtc of Medicity Ph 1 & 2	-	60,980	-	-	-	5,440	55,540
Mtc of W/S in Medicity Ph 1 & 2	-	3,23,892	-	-	-	-	3,23,892
<b>New Chandigarh</b>							
New Chandigarh	-	-	-	-	86,638	-	86,638
Maint of S/L on 200' Rd, Mullanpur	-	-	-	-	6,22,402	-	6,22,402
Maint of S/L on 200' Road (S-6) Near ITFT	-	-	-	-	2,57,700	-	2,57,700
Maint of S/L on 200' Wd Rd UT Bdry to Siswant T-Jn	-	-	-	-	4,45,780	-	4,45,780
Maint of S/L on Ecocity	-	-	-	-	1,59,347	47,500	1,11,847
Maint of S/L on Kurali Siswan Rd T-Junc to Pallanpr	-	-	-	-	3,73,110	-	3,73,110
Maint of S/L on Kurali Siswan Road (S-1) Siswa T-Jn	-	-	-	-	80,900	-	80,900
Maint of S/L on Kurali Siswan (S-2) Kartarpur	-	-	-	-	66,390	-	66,390
Maint of S/L on PR-4 Togan-1	-	-	-	-	24,480	-	24,480
Maint of S/L on Pr-4 Togan-2	-	-	-	-	22,230	-	22,230
Maint of S/L on PR-4 Togan-3	-	-	-	-	1,53,120	-	1,53,120
Maint of S/L on Pr-4 Togan-4	-	-	-	-	1,09,080	-	1,09,080
M/O S/L on Kurali Siswan S3 Takipur	-	-	-	-	14,310	-	14,310
M/O S/L on Kurali Siswan S 4 Boothgarh	-	-	-	-	19,660	-	19,660
Mtc of S/L at Palanpur Rd to T-Jn Siswan	-	-	-	-	1,21,530	-	1,21,530
Mtc of S/L at Togan	-	-	-	-	1,42,632	1,33,192	9,440
Mtc of S/L Kurali-Siswan Rd S3	-	-	-	-	9,192	-	9,192
Mtc of S/L Kurali-Siswan Rd S4 Boothgarh	-	-	-	-	20,517	-	20,517
Instt, Testing & Comm LED Fixtures New Chd	-	-	-	-	3,52,661	-	3,52,661
Removal of Cong. Grass From Mullapur Siswan Rd	-	-	-	4,64,298	-	-	4,64,298

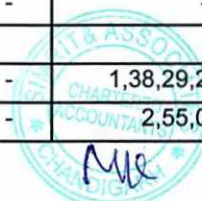


<b>NH 22 Mohali</b>							
Mtc of S/L of NH 22 Mohali	-	-	-	-	5,20,230	-	5,20,230
<b>Patiala Road Junc</b>							
Maint of S/L on Chatt Road and Patiala Road Junc	-	-	-	-	6,85,180	-	6,85,180
<b>PH-1, SAS Nagar</b>							
Repair of SCO 5-7, PH-1, SAS Nagar	-	-	7,43,049	-	-	-	7,43,049
<b>PR 4 ROAD</b>							
PR 4 ROAD	-	-	-	-	63,966	-	63,966
<b>PR7 Rd</b>							
Repair of Road Gully Chambers on PR7 Rd	-	-	9,47,356	-	-	-	9,47,356
<b>Purab</b>							
Prov Housekeeping Staff at Purab Premium	-	85,24,798	-	-	-	18,73,535	66,51,263
Prov Security Staff at Purab Premium Sec 88	-	39,46,332	-	-	-	-	39,46,332
<b>SAS Nagar</b>							
Maint . of Automatic Singnal Control at SAS Nagar	-	-	-	-	4,660	-	4,660
Mtc of S/L Under GMADA Area of SAS Nagar	-	-	-	-	1,38,64,837	9,35,737	1,29,29,100
<b>Sec 104/105</b>							
Maint of S/L on Dividing Road Sec 104/105	-	-	-	-	6,80,675	-	6,80,675
Shifting of HT/LT Line on 150' Rd Sec 104-105	-	-	-	-	79,936	-	79,936
<b>Sec 63</b>							
Nursery Sec 63	-	-	-	68,368	-	-	68,368
<b>Sec 85/86</b>							
Maint of S/L on Dividing Road Sec 85/86	-	-	-	-	63,309	-	63,309
<b>Sec 88 H</b>							
Purab Apartment 1620 No	-	3,67,778	-	-	-	-	3,67,778
<b>Sec 98-99</b>							
Maint of S/L in Dividing Road Sec 98-99	-	-	-	-	51,650	-	51,650
<b>Sec.48 to 71</b>							
Cleaning Area by Cutting Congress Sec.48-C to 71	-	-	-	2,67,225	-	-	2,67,225
M/O Parks 48to71,N/H Parks,City Park & Kargil Park	-	-	-	2,20,050	-	-	2,20,050
<b>Sec.48-65 and 70&amp; 71</b>							
Errad. Parth. Sec.48-65 and 70& 71	-	-	-	4,57,802	-	1,290	4,56,512
<b>Sec.76 to 80</b>							
M/O Parks From Sec.76 to 80	-	-	-	12,67,534	-	-	12,67,534
M/o Tree W/w Tree Guard 76.-80	-	-	-	2,37,613	-	-	2,37,613
<b>Sec-99/100</b>							






Maint of S/I on Road Dividing Sec-99/100	-	-	-	-	81,765	-	81,765
<b>Sector 60 U</b>							
Community Centre Sec 60	-	-	-	-	10,530	-	10,530
Mtc of Community Centre Sec 60	-	-	-	-	59,790	-	59,790
<b>Sector 61 U</b>							
Maint of Community Centre Sec 61	-	-	-	-	11,760	-	11,760
<b>Sector 62 U</b>							
Maint of S/I in Food Court SEc-62	-	-	-	-	17,980	-	17,980
Mtc of Food Court Sector 62	-	-	-	-	12,600	-	12,600
<b>Sector 63 U</b>							
Plant Nursery Sector 63	-	-	-	1,82,341	-	-	1,82,341
<b>Sector 65 U</b>							
Mtc of W/S, Sewer, Storm BMM, Sec 66-69	-	-	6,78,74,710	-	-	95,04,945	5,83,69,765
<b>Sector 66 U</b>							
Mtc for Managing Garbage of Sec 66-69	-	-	6,64,000	-	-	-	6,64,000
Mtc of Storm Water Sector 66-69	-	-	10,452	-	-	-	10,452
<b>Sector 68 U</b>							
Shifting of HT Line Inf Front of SBI, Sec 68	-	-	-	-	96,058	-	96,058
Mtc of W/S Sector 68	-	-	90,986	-	-	-	90,986
<b>Sector 69 U</b>							
Mtc of W/S Sector 69	-	-	4,015	-	-	-	4,015
<b>Sector 70 U</b>							
Shifting of HT Lines 14 Mtr to Homeland, Sec 70	-	-	-	-	3,09,208	-	3,09,208
Shifting of HT Lines in Sector 70	-	-	-	-	1,80,960	-	1,80,960
Mtc of W/s in Meritorious School	-	-	4,01,180	-	-	-	4,01,180
<b>Sector 71 U</b>							
Mtc of Sector 71	-	-	9,071	-	-	-	9,071
<b>Sector 73-74</b>							
Maint of S/I on NH 21 to Sector 73-74 Junction	-	-	-	-	5,47,570	-	5,47,570
<b>Sector 76 U</b>							
Shifting of HT Line on Rd Dividing 76/77	-	-	-	-	88,348	-	88,348
Cutting of Cngress Grass Sec 76 to 80	-	-	-	5,76,254	-	-	5,76,254
Mtc of W/S, Storm, Sewer Sector 76-80	-	-	3,10,24,847	-	-	44,93,734	2,65,31,113
<b>Sector 76-80</b>							
Maint of S/L Sector 76-80	-	-	-	-	1,38,29,214	8,680	1,38,20,534
Maint S/L Sector 76-80	-	-	-	-	2,55,094	-	2,55,094



<b>Sector 77 U</b>							
Prov. Planting Sap. of Trees in Sec.77	-	-	-	1,06,186	-	-	1,06,186
<b>Sector 78 U</b>							
Maint. of S/L Sector 78, Mohali	-	-	-	-	22,298	6,808	15,490
Dev &M/o Park Sec 78	-	-	-	37,151	-	-	37,151
<b>Sector 79 U</b>							
Estate Water Supply Sec 79	-	-	49,700	-	-	-	49,700
Mtc of W/S, Sewer Sec 79	-	-	32,000	-	-	-	32,000
<b>Sector 80</b>							
Mtc of W/S Scheme, Sector 80	-	-	60,477	-	-	-	60,477
Mtc of W/S, Sewer Sector 80	-	-	30,530	-	-	-	30,530
<b>Sector 80 U</b>							
Erradication of Cg Grass in Sec 76 to 80 Sas Nagar	-	-	-	2,08,246	-	-	2,08,246
<b>Sector 81/82</b>							
Maint of S/l on Chilla Vill: Road, Sector 81/82	-	-	-	-	75,190	-	75,190
<b>Sector 83</b>							
Mtc of S/L at Sector 83	-	-	-	-	10,750	-	10,750
Mtc of STP Sec 83	-	-	1,20,76,212	-	-	10,88,800	1,09,87,412
<b>Sector 88</b>							
Mtc of W/S Sector 88-89	-	-	22,74,180	-	-	12,04,224	10,69,956
<b>Sector 88-89</b>							
Development of Sector 88-89	-	-	-	-	11,821	-	11,821
Maint of S/L in Sector 88-89	-	-	-	-	7,80,897	-	7,80,897
Mtc of PHS in Sector 88-89	-	-	7,000	-	-	-	7,000
<b>Sector 95-96</b>							
Commercial Pocket Sector 95-96	-	-	-	-	23,600	-	23,600
<b>TDI Road</b>							
Maint of S/L on TDI Road	-	-	-	-	7,49,000	-	7,49,000
<b>TDS Road</b>							
Mtc of Flood Pump at TDS Road	-	-	2,34,570	-	-	-	2,34,570
Mtc of ATC Signal on Chatt	-	-	-	-	1,03,880	-	1,03,880
Mtc of Sewer Cleaning Machine (PB-65-X-7003)	-	-	1,73,288	-	-	-	1,73,288
Repair of RCC Box Type Sewer Form UP STP to Vill	-	-	3,79,320	-	-	-	3,79,320
<b>Grand Total</b>	<b>13,35,534</b>	<b>3,51,39,522</b>	<b>13,62,36,866</b>	<b>1,16,98,668</b>	<b>6,86,54,155</b>	<b>4,95,13,901</b>	<b>20,35,50,844</b>





Schedule of GMADA Housing Schemes (Work in Progress) for Year ending 31.03.2020						
Particulars	Opening Balance as on 01.04.2019	C-2	PH-2	Electrical	Transfer	Closing Balance as on 31.03.2020
Mohali H - 156 LIG Sector 65	3,56,52,133	-	10,77,724	-	-	3,67,29,857
Purba Appartments Sec 88-89	-	1,70,88,176	-	3,20,527	2,81,556	1,71,27,147
<b>Grand Total</b>	<b>3,56,52,133</b>	<b>1,70,88,176</b>	<b>10,77,724</b>	<b>3,20,527</b>	<b>2,81,556</b>	<b>5,38,57,004</b>

Mamla

Chandanda



**Schedule of Urban Estates Works (Work in Progress) as on 31.03.2020**

Particulars	Opening Balance as on 31.03.2019	PH-1	PH-2	Electrical	C-2	C-1	Transfer during the year	Closing Balance as on 31.03.2020
<b>Aero City Mohali</b>								
Dev of Aero City	-	57,90,112	-	-	-	-	57,90,112	-
Prov & Laying Balance Wk of PHSin G-1 Block	-	4,000	-	-	-	-	4,000	-
<b>Aerocity</b>								
C/o Entry Exit From Service Road to 300ft Wide Airp	-	-	-	-	-	20,61,913	20,61,913	-
C/o Slip Road From PR-7(200' Road Aerocity Both Sid	-	-	-	-	-	76,18,149	76,18,149	-
Development of Aerocity(LHS & RHS) Under Stage Cons	-	-	-	-	-	1,36,075	1,36,075	-
Earth Filling in GreenBuffer Zone Aerocity	-	-	-	-	-	1,90,55,145	1,90,55,145	-
Internal Road Aerocity(RHS)	-	-	-	-	-	1,89,59,487	1,89,59,487	-
Development of Aerocity (LHS)	-	-	-	2,05,71,876	-	-	2,05,71,876	-
Development of Aerocity (RHS)	-	-	-	1,33,20,374	-	-	1,33,20,374	-
Prov. S/L Arrangement on 300" Road to Int Airport	-	-	-	58,09,274	-	-	58,09,274	-
Shift of HT/LT Passing Plots in Aerocity ( Ali/zoo)	-	-	-	3,70,087	-	-	3,70,087	-
Prov & Instt of 4 Portable STP at Aerocity, IT, Eco	-	2,52,22,448	-	-	-	-	2,52,22,448	-
<b>Dev of Eco Tourism Hub Mullan Pur</b>								
Dev of Eco Tourism Hub Mullan Pur	3,02,98,720	-	-	-	-	-	-	30298720
<b>Dev of It City/knowledge City As Nagar</b>								
Dev of It City/knowledge City As Nagar	-	-	-	-	-	1,19,52,657	1,19,52,657	-
Dev. of New BlockD,G,F,H-SASNagar	-	-	-	-	-	12,94,91,833	12,94,91,833	-
P&F of Guide Map Sign Board at IT City SAS Ngr	-	-	-	-	-	10,13,835	10,13,835	-
<b>Ecocity 2</b>								
Ecocity 2	-	-	-	4,20,381	-	-	4,20,381	-
Development of Ecocity-2, New Chd	16,07,03,497	-	-	1,69,93,682	-	-	17,76,97,179	-
<b>Ecocity I</b>								
Dev of Ecocity-I	-	57,90,112	-	-	-	-	57,90,112	-
<b>Ecocity Ph I</b>								
Service Road Mullanpur	-	-	-	-	52,92,660	-	52,92,660	-
Dev of Ecocity Ph - I	-	-	-	-	5,50,70,761	-	5,50,70,761	-
Constr of CT PT Room at W/W Ecocity-1	-	-	1,49,452	-	-	-	1,49,452	-
<b>Ecocity Ph-II</b>								
Dev of Ecocity Ph-II	21,15,91,056	-	-	-	8,40,57,754	-	29,56,48,810	-
Ecocity Ph-II	3,07,267	-	-	-	-	-	3,07,267	-
Ecocity Ph-II	6,558	-	-	-	-	-	6,558	-
Development of Ecocity PH-2	12,90,04,849	-	2,32,77,205	-	-	-	15,22,82,054	-
Environment Clearance for Ph-2 Ecocity	1,01,667	-	-	-	-	-	1,01,667	-
NOC Fees PPCB (Ecocity PH II)	6,01,000	-	-	-	-	-	6,01,000	-
<b>EDC Works</b>								
200' Wide RoadJn.87-88/96-97to 84/100 to Rly Line	-	-	-	-	-	4,52,90,385	4,52,90,385	-
Const of 200" road (PR-7) from NH-21 to PR-4 (Sunny Enclave)	-	-	-	-	-	3,54,000	3,54,000	-
HI Bridge Along Railway Line Sec 66a,66b&81/82	-	-	-	-	-	6,01,011	6,01,011	-
Raising the Height of Net Pole & Const. of B/wall M	-	-	-	-	-	1,00,57,976	1,00,57,976	-
Development of VR-6 Road, New Chd	-	-	-	-	2,12,550	-	2,12,550	-
Special Repair of Sports Comp, Sec-78	-	-	-	-	4,73,052	-	4,73,052	-
100" Wide Road Vill: Parol to PR-6 Road Mullanpur	-	-	-	22,57,665	-	-	22,57,665	-
Maint of Air Conditioners Prov. in Golf Range, S-65	-	-	-	49,298	-	-	49,298	-
Special Repair of Sports Stadium, Sec-78, GMADA	-	-	-	2,41,736	-	-	2,41,736	-

*Manita Khosla*





AUGM.OF W/S SCHEME KAJAULI	-	-	1,33,44,086	-	-	-	1,32,93,864	50222
Providing & Laying pipes for interconnection at PR-7, Mohali	-	4,83,771	-	-	-	-	4,83,771	-
<b>Infrastructure Works</b>								
"W" type metal beam crash barrier on "S" type curve on 200" wide road near Gurudwara Mata Sunder Kaur	-	-	-	-	-	4,35,184	4,35,184	-
"W" type metal beam crash barrier on centre verge of road from junction 73/74 to NH-21	-	-	-	-	-	4,62,246	4,62,246	-
300 Wide Road International Airport Part 11	-	-	-	-	-	1,987	1,987	-
Annual Maint of 200" road from NH-64 to NH-22, SAS Nagar(2019-20)	-	-	-	-	-	1,182	1,182	-
Closing Medians Near JLPL Sec.82 SAS Nagar	-	-	-	-	-	4,52,885	4,52,885	-
Const. of Dual Carriage Way HLBon N-Choe Road 80/81	-	-	-	-	-	1,70,88,750	1,70,88,750	-
Const of slip road on PR-7 meeting NH-22, Zirakpur	-	-	-	-	-	18,66,035	18,66,035	-
Painting of ROB near JLPL Sec-82, SAS Nagar	-	-	-	-	-	4,55,051	4,55,051	-
Paint of railing sec Jn 73/74 to ROB (Near JLPL), SAS Nagar	-	-	-	-	-	4,32,227	4,32,227	-
P&F of Cantilever Sign Board at Major Road Jn. Moha	-	-	-	-	-	44,81,323	44,81,323	-
P&F of Road Furniture From JLPL Sec.82 to NH-64	-	-	-	-	-	22,14,827	22,14,827	-
P&F of Road Furniture From Jn-NH64 to NH22	-	-	-	-	-	2,17,936	2,17,936	-
P&F of Road Furniture FromSec.73/74 to NH-21 Mohali	-	-	-	-	-	21,28,638	21,28,638	-
P & F of road furniture on 300" foad Rotary Jn to Int Airport	-	-	-	-	-	4,17,989	4,17,989	-
P&F of Road Furniture on 300" wide airport road	-	-	-	-	-	42,49,692	42,49,692	-
P&F of Wtype Crash Barrier on 200 Wide Road Nr.Mata	-	-	-	-	-	97,738	97,738	-
P&F road furniture on 200 feet wide road from Sector Junction 73-74 to RUB (Near JLPL)	-	-	-	-	-	15,93,191	15,93,191	-
Prov High Impact Dominator Barrier for Airport	-	-	-	-	-	4,47,418	4,47,418	-
Repair of patches on 200" road from JLPL Sec-82 to NH-64,SAS Nagar	-	-	-	-	-	4,74,297	4,74,297	-
Repair of patches on 200" road from NH-64 to NH-22, SAS Nagar	-	-	-	-	-	4,75,629	4,75,629	-
Repair of railing Sector Jn 73-74 to RUB (Near JLPL), SAS Nagar	-	-	-	-	-	4,73,188	4,73,188	-
Road From Papri Bridge (Sec.82) to NH-22(Near Mc D	-	-	-	-	-	57,466	57,466	-
Topographical Survey of 40"road Jun 100/104 to 101	-	-	-	-	-	11,210	11,210	-
Up-Gradation Road From Rly Under BridgeJLPL to 73/7	-	-	-	-	-	3,06,86,440	3,06,86,440	-
200' Wide Road Mullanpur	-	-	-	-	2,775	-	2,775	-
Paint of Gantries on 200" Rd UT to KS T Jn	-	-	-	-	1,50,436	-	1,50,436	-
Special Repair in Focal Point, Rajpura	-	-	-	-	93,50,898	-	93,50,898	-
Aug of S/L Arrangement (with LED) on Balongi Road	-	-	-	29,31,021	-	-	29,31,021	-
Constr of 1 No Tower from 220kv Majra to Mullanpur	-	-	-	10,00,611	-	-	10,00,611	-
Prov. S/L Arrangement on 200" Rd NH64 to NH22,Zrkpr	-	-	-	3,38,488	-	-	3,38,488	-
Prov S/L with LED fitting on 200' wide rd 78/79 upto Khr-Landran	-	-	-	36,13,312	-	-	36,13,312	-
Sply of LED Fixtures at Various Rd in New Chd & SAS	-	-	-	2,80,69,964	-	-	2,80,69,964	-
300' Wide Road Airport to Choe	-	57,22,134	-	-	-	-	57,22,134	-
Outfall Storm Sewer for Disposal of Rain Wtr 83-89	-	4,41,33,530	-	-	-	-	4,41,33,530	-
Prov & Laying Addl Storm Drainage Ballomajra	-	9,79,166	-	-	-	-	9,79,166	-
Prov & Lying 2 Nos 2200mm Storm Sewr Rd Dv 101/102	-	5,35,36,129	-	-	-	-	5,35,36,129	-
<b>IT City</b>								
Development of IT City	-	-	-	7,37,94,135	-	-	7,37,94,135	-
Development of IT City Block D,G,E,H	-	1,28,48,494	-	-	-	-	1,28,48,494	-
Development of IT City (PH Works)	-	4,63,88,517	-	-	-	-	4,63,88,517	-
Dev of IT City	-	57,90,112	-	-	-	-	57,90,112	-
Dev. of New BlockD,G,F,H-SASNagar	-	86,39,473	-	-	-	-	86,39,473	-
<b>License Fee Works</b>								
Paint, clean & repair of BBSB Gate Shahidi Mela	-	-	-	-	1,91,588	-	1,91,588	-
P&F of GlassEncl.Aroudlift BBSB-Chapparchiri	-	-	-	-	6,01,519	-	6,01,519	-
ESTATE SEWER KURALI.	-	-	1,00,00,000	-	-	-	1,00,00,000	-





Mtc of STP Kurali	-	-	3,051	-	-	-	3,051	-
Augumentation of W/S & Sew Scheme Derabasi	-	2,16,000	-	-	-	-	2,16,000	-
Village Lallru & Lallru Mandi	-	1,44,000	-	-	-	-	1,44,000	-
<b>Medicity</b>								
Dev of Medicity Ph - 1 & 2	-	-	-	-	4,43,24,924	-	4,43,24,924	-
Flyover & Dev of Medicity on 200 Wide Road in Mulla	-	-	-	-	10,60,959	-	10,60,959	-
Medicity 45mtr ISVR/7 & HR1 Road	-	-	-	-	1,27,90,043	-	1,27,90,043	-
Medicity Mullanpur	-	-	-	1,08,62,240	-	-	1,08,62,240	-
DEV OF MEDICITY	-	-	-	1,15,05,350	-	-	1,15,05,350	-
<b>PR 4 ROAD</b>								
Prov S/L (Except Fixtures) 200' PR-4 Rd	-	-	-	2,81,510	-	-	2,81,510	-
Shifting & Dismantling HT/LT Line 200'rd PR-4	-	-	-	4,40,759	-	-	4,40,759	-
<b>PROV. EXTERNAL PH SERV. IN 156 LIG B/M</b>								
PROV. EXTERNAL PH SERV. IN 156 LIG B/M	6,53,332	-	-	-	-	-	-	653332
<b>Sec 62 U</b>								
Constr of Roads for Food Court Sector 62 (PHS)	-	-	14,94,060	-	-	-	14,94,060	-
156 LIG (PH WORK) INB/M	28,60,203	-	-	-	-	-	-	2860203
<b>Sec 88 H</b>								
Environmental Consultancy Charges	-	-	74,670	-	-	-	74,670	-
<b>Sector 57 U</b>								
Repaire of Sector Divi. Road Sec.57to Balongi From	-	-	-	-	-	5,06,971	5,06,971	-
Street Light Balongi Road Sec-57	-	-	-	9,500	-	-	9,500	-
<b>Sector 62 U</b>								
C/o Food Court Road Sec 62	-	-	-	-	47,56,475	-	47,56,475	-
Prov S/L on roads around Food court Sector 62	-	-	-	14,17,623	-	-	14,17,623	-
<b>Sector 65 U</b>								
Beutftn of Entry Point & P/F of 5 No. Near Golf	-	-	-	-	-	47,58,390	47,58,390	-
P&F of Barbed Wire of Land of R/house BMM Sec.65	-	-	-	-	-	99,948	99,948	-
Community Centre Sector 65	-	-	-	-	1,39,090	-	1,39,090	-
Dev of Moter Market Sec 65 Sas Nagar	-	-	-	-	11,210	-	11,210	-
Development of Motor Market SEc 65	-	-	-	5,041	-	-	5,041	-
Community Center Sec 65	-	6,064	-	-	-	-	6,064	-
Const of Internal Rds & Comm Pkt in New Area Sec 65	-	2,37,666	-	-	-	-	2,37,666	-
<b>Sector 67 U</b>								
Replacement of Pumping Machinery & LT Panel 67 & 69	-	59,22,556	-	-	-	-	59,22,556	-
<b>Sector 68 U</b>								
Const of boundary wall along city park, Sec-68	-	-	-	-	-	29,500	29,500	-
C/O Slip Road in Front of SBI Sector 68	-	-	-	-	-	49,99,024	49,99,024	-
<b>Sector 70 U</b>								
C/o of Service Lane 5.5 Mtr Towards to Sec.70 Mohal	-	-	-	-	-	11,210	11,210	-
Dev. of Comm. Pocket Adjacent to Vill. Phimi Mator	-	-	-	-	-	7,61,780	7,61,780	-
<b>Sector 76</b>								
Const. of Slip Road Near Judicial Complex Sec 76	-	-	-	-	-	4,57,541	4,57,541	-
Dev of Commercial Pocket Sec 76,79,80 Bal Work, Mai	-	-	-	-	-	56,63,379	56,63,379	-
Dev. of Parks Sec.76 SaS Nagar	-	-	-	-	-	13,30,782	13,30,782	-
<b>Sector 77</b>								
100 Wide Road Div Sec 76/77 Sas Nagar	-	-	-	-	-	94,29,091	94,29,091	-
Dev. of Parks of Sector-77 Mohali	-	-	-	-	-	1,63,11,517	1,63,11,517	-
Spl Repaire & Recarpeting of Internal Roads Sec.77	-	-	-	-	-	28,54,530	28,54,530	-
<b>Sector 77 U</b>								
Balance Work of W/S Sec 77	-	22,37,966	-	-	-	-	22,37,966	-
Boring & Instt of 2 T/W in Sec 77	-	26,213	-	-	-	-	26,213	-
Constr of Pump Chambers, S/E/C/T of Pump Set Sec 77	-	12,13,879	-	-	-	-	12,13,879	-
<b>Sector 78</b>								





Development of remaining internal roads, Sector-78, SAS Nagar	-	-	-	-	-	14,98,983	14,98,983	-
Development of remaining parks, Sector-78, SAS Nagar	-	-	-	-	-	17,04,222	17,04,222	-
Dev. of Parks Sec.78 (Balance Work) Mohali	-	-	-	-	-	9,98,242	9,98,242	-
Spl.Repaire & Recarpeneing of Internal Roads Sec78	-	-	-	-	-	22,79,078	22,79,078	-
Spl Repair of Sector Dividing Road Sec 78/79	-	-	-	-	-	54,83,838	54,83,838	-
<b>Sector 78 U</b>								
C/o 200road From Jn 78/79,86/97to105/106,108/09upKh	-	-	-	-	1,16,02,948	-	1,16,02,948	-
Development of Sector 78	-	-	-	5,49,995	-	-	5,49,995	-
Development of remaining internal roads of Sec-79, SAS Nagar	-	-	-	-	-	27,95,445	27,95,445	-
Development of remaining Parks of Sector-79, SAS Nagar.	-	-	-	-	-	11,60,446	11,60,446	-
Development of Sector 79, Mohali	-	-	-	-	-	39,55,509	39,55,509	-
Dev. of Commercial Pocket(Balance Work) Sec.79 Moha	-	-	-	-	-	50,16,892	50,16,892	-
Dev. of Parks Sec.79 (Balance Work)	-	-	-	-	-	6,76,316	6,76,316	-
Spl. Repaire of Road Sec.79/80 SAS Ngr	-	-	-	-	-	30,14,852	30,14,852	-
Spl. Repaire & Recarpeting of Internal Roads Sec.79	-	-	-	-	-	18,98,047	18,98,047	-
Up Gradation of Road JN67/68,79/80 to Kharar Banur	-	-	-	-	-	42,480	42,480	-
Development of Sector 79	-	-	-	16,50,211	-	-	16,50,211	-
Prov DG Set Main Control Panel & Aling at W/W Sec79	-	-	-	61,65,329	-	-	61,65,329	-
Estate Water Supply Sec 79	-5,77,722	5,77,722	-	-	-	-	-	-
Balance Work of PHS in Sector 79	-	53,81,286	-	-	-	-	53,81,286	-
Balance Work of W/S Sector 79	-	1,94,235	-	-	-	-	1,94,235	-
Constr of Panel Room at W/w Sector 79	-	3,84,219	-	-	-	-	3,84,219	-
Prov & Instt of 1 Gen Set at Sec 79	-	5,45,409	-	-	-	-	5,45,409	-
Prov & Instt of Pumping Mach for UGSR W/W Sec 79	-	63,95,306	-	-	-	-	63,95,306	-
<b>Sector 80</b>								
Balance Work Sec 80, Mohali	-	43,00,542	-	-	-	-	43,00,542	-
Emergency Rpr & Mtc of RCC Box 80-81	-	3,61,311	-	-	-	-	3,61,311	-
Prov & Instt of 1 Gen Set Sect 80	-	5,45,905	-	-	-	-	5,45,905	-
Rehabilitation of 6 Nos sick tubewell in Sector 76-80	-	10,73,880	-	-	-	-	10,73,880	-
<b>Sector 80 U</b>								
Development of remaining internal roads, Sector-80, SAS Nagar	-	-	-	-	-	26,39,552	26,39,552	-
Earth filling of berm on sector div road 80/81, SAS Nagar	-	-	-	-	-	4,62,128	4,62,128	-
Spl.Repaire & Recarpeting of Internal Roads Sec.80	-	-	-	-	-	27,66,680	27,66,680	-
Development of Sector 80	-	-	-	5,33,659	-	-	5,33,659	-
Development of New Sectors 76 to 80, Mohali	-	-	-	7,523	-	-	7,523	-
Dev. of Sector 81 Mohali	-	-	-	1,61,39,684	-	-	1,61,39,684	-
<b>Sector 88-89</b>								
Dev. of Civil Work Sec.88-89 SAS Nagar	-	-	-	-	7,44,81,717	-	7,44,81,717	-
Dev of Commercial Pocket Sec 88/89,95/96	-	-	-	-	7,47,32,678	-	7,47,32,678	-
Development of Commercial Pocket SEc 88-89	-	-	-	6,96,07,443	-	-	6,96,07,443	-
Development of Sector 88-89	-	-	-	4,29,69,432	-	-	4,29,69,432	-
S/I/T/C of LED fixtures Eco 1,2, & comm pocket 88, 89, 95, 96 Mohali	-	-	-	31,97,756	-	-	31,97,756	-
Prov S/L Along R/line at Sec 104	-	-	-	2,90,357	-	-	-	290357
Development of Sector 88-89	-	5,00,43,593	-	-	-	-	5,00,43,593	-
<b>Sector 90-91</b>								
Dev of New Sctor Sec 90-91	7,62,728	-	-	-	-	3,65,016	-	1127744
<b>Total</b>	<b>53,63,13,155</b>	<b>29,51,35,750</b>	<b>4,83,42,524</b>	<b>33,54,15,316</b>	<b>37,93,04,037</b>	<b>39,97,86,384</b>	<b>1,95,90,16,588</b>	<b>3,52,80,578</b>



Deposit works Scheme as on 31.03.2020							
Particulars	Opening Balance as on 01.04.2019	C-1	Electrical	PH-1	PH-2	Transfer	Closing Balance as on 31.03.2020
Martial Arts Acadmey Anandpur Sahib.	(36,077)	-		-	-	-	(36,077)
Progressive Summit-2019		-	29,17,923	51,73,640	-	20,00,000	60,91,563
90" I/d Brick Circular Storm Water Drain between PCL and IVY Hospital Point - Sector 71	9,48,394	-	-	-	-	-	9,48,394
Desilting/cleaning & Rpr of Road Gull...	21,79,699	-	-	-	-	-	21,79,699
Boring & Installatin of 5 Nos/4 Nos T/W in Kurali	10,79,204	-	-	-	-	-	10,79,204
<b>Grand Total</b>	<b>41,71,220</b>	<b>-</b>	<b>29,17,923</b>	<b>51,73,640</b>	<b>-</b>	<b>20,00,000</b>	<b>1,02,62,783</b>

Mamta Chauland

